



Active Threat Survival

RJM STRATEGY GROUP
PLAN. PREPARE. PROTECT.

Understanding and Responding to the Active Shooter Threat

Training Objectives


- Improve Situational Awareness
- Understand the active shooter threat and mindset
- Know that you have options:
 - Know what they are
 - Know when to use them
- Acquire a survival mindset

RJM STRATEGY GROUP
PLAN. PREPARE. PROTECT.

Awareness and Preparation

(NOT Fear and Paranoia)

- Know your exits
- Know your communications options
- Know your infrastructure
- Know your hiding places
- Know your clientele
- Know each other



RJM STRATEGY GROUP
PLAN. PREPARE. PROTECT.

Do You Know What to do in the case of a fire alarm?


YES _____
NO _____



The Research



RJM STRATEGY GROUP
PLAN. PREPARE. PROTECT.



13 killed 29 wounded while at work	27 killed 27 wounded at houses of worship
5 killed 19 wounded at schools	7 killed 8 wounded at hospitals

RJM STRATEGY GROUP
PLAN. PREPARE. PROTECT.

Columbine High School – 1999



What Changed?



Prior to the Columbine shooting in 1999, if a patrol officer with no specialized training was dispatched to an active shooter incident, how would the officer respond?

1. Go to the scene, evaluate and make immediate entry to stop the threat.
2. Go to the scene, call for back up, including the SWAT team, but remain outside. Do not make entry.
3. Do not respond to the scene, request a supervisor and call for an ambulance.





Rapid Deployment



Rapid Deployment

- Trained response of everyday patrol officers
- They **won't** be polite
- Don't be threatening
- HANDS
- Cooperate

WILL NOT RENDER AID, COMFORT OR ASSISTANCE





Virginia Tech – 2007











THE Lesson from VT:

28 vs. 2 (Norris Hall)
Proactive vs. Passive

Room 210 No Class	Room 206: 14 Present Killed – 10 Wounded – 2	Room 204: 19 Present Killed – 2 Wounded – 3	Room 200 No Class
Hallway		Killed – 1	
Offices	Room 211: 19 Present Killed – 12 Wounded – 6	Room 207: 13 Present Killed – 5 Wounded – 6	Room 205: 12 Present Killed – 0 Wounded – 0

Data from Chapter 8, Virginia Governor's Report on Virginia Tech.





Northern Illinois University – 2008

Stage

Female ④

Female ②

Male ⑤

X

X

X

Key

X = Deceased

○ = Order of Transport

Female ①

Male ③

Vestibule

RJM STRATEGY GROUP
PLAN. PREPARE. PROTECT.

Tucson, AZ – 2011




RJM STRATEGY GROUP
PLAN. PREPARE. PROTECT.

Bill Badger, not realizing he was shot, helped hold suspect

Updated 1/12/2011 2:56 AM | Comment | Recommend

By Brennan Smith, The Arizona Republic



TUCSON — A 74-year-old retired Army colonel who helped disarm and subdue the gunman who went on the shooting rampage here credits his military training for his ability to respond quickly.

Bill Badger said in an interview at University Medical Center that he was wounded and disoriented in Saturday's shooting but managed to assist three others in holding suspect down until police arrived.

Badger said that when he first heard screaming out, he thought he was hearing the pop of firecrackers meant to harass Rep. Gabrielle Giffords, a third-term Democrat, was critically wounded.

E-mail | Print | RSS

Share

Add to Mixx

Facebook

Twitter

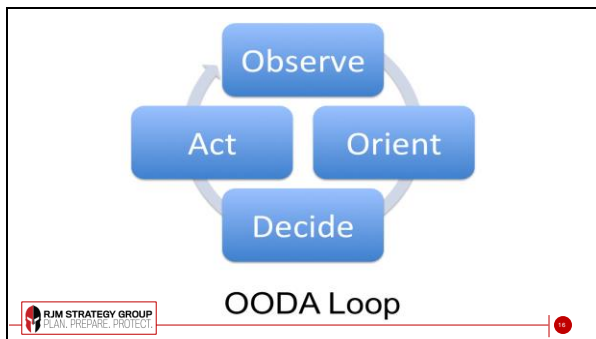
More

Officers secure the scene of a shooting Saturday outside a Safeway store in Tucson. Rep. Gabrielle Giffords, a third-term Democrat, was critically wounded.

By David Kadubowski, The Arizona Republic

Bill Badger, a retired Army colonel, helped hold a suspect down during a shooting Saturday at a Safeway store in Tucson. Badger was wounded in the attack.

RJM STRATEGY GROUP
PLAN. PREPARE. PROTECT.





Take Action: RUN

If you can:

- Get out and get out fast!
- Trust your instincts
- Leave your belongings
- Best way to survive an active shooter:

▶ Don't Be there!

Communicate:

- Call 911
- Warn others
- Provide a description

Observe:

- Location / description of the shooter
- Sights, sounds, smells

In the bottom left corner, there is a logo for 'RJM STRATEGY GROUP' with the tagline 'PLAN. PREPARE. PROTECT.' and a small red circle with the number '10' in the bottom right corner.

Take Action: HIDE

- Find a hidden location
- Find a room that locks
- Find protection
- Avoid trapping yourself or restricting movement
- Cover vs. Concealment
- Barricade, if necessary
- Silence your phone
- Spread out



Communicate:

- Update 911 with new info
- Make a plan

Observe:

- Movements of the shooter
- PA, mass communications alerts



Take Action: FIGHT

- When no other options exist to survive
- Requires absolute commitment
- Disrupt or incapacitate
- Spread out
- Improvise weapons
- Act as a team
- Throw things
- Swarm!



Communicate:

- Make an attack plan
- Act as a team

Observe:

- Movements of the shooter
- Response of Law Enforcement




Communicate



- Know your communications options
- Contact police
- Warn Others
- Cell phones vs. land lines
- Description, location, type of weapon

What was the first name of the suspect?
 1.Gary
 2.Jerry
 3.Martin





Observe

- What do you see, hear, or smell?
- Mov ements and location of the shooter
- Casualties, damage, special needs
- Two-way communication flow
- PA Sy stem
- Mass Communication
- Text
- Email

RJM STRATEGY GROUP
PLAN. PREPARE. PROTECT.

Survive

Resources:

- [FBI Active Shooter Resources](#)
- [Active Shooter How to Respond \(Department of Homeland Security\)](#)
- Peterson, Jillian and James A. 1982- Densley. 2021. The Violence Project: How to Stop a Mass Shooting Epidemic. New York, Abrams Press. Hand-out
- Langman, Peter F. Why Kids Kill : inside the Minds of School Shooters. New York : Palgrave Macmillan, 2009. Research: DHS study, IACP Student, NYPD Study

▶ **Doing SOMETHING is BETTER than doing nothing.**

RJM STRATEGY GROUP
PLAN. PREPARE. PROTECT.



How'd we do?



☎ (630) 360-1965
✉ RAY@RJMSTRATEGYGROUP.COM
🌐 RJMSTRATEGYGROUP.COM